





Name \_\_\_\_\_  
Class /sec: I, Roll No. \_\_\_\_\_, Subject: MATHEMATICS


GRADE AWARDED

**WORKSHEET - 1**


1. Colour me red. I am the Bigger one.  
Colour me blue. I am the smaller one.



2. Colour me blue. I am the taller one.



3. Colour me green. I am the shorter one.



**WORKSHEET - 2**

1. Colour the longer tree blue.  
Colour the shorter tree green.






Name \_\_\_\_\_  
Class /sec: I, Roll No. \_\_\_\_\_, Subject: MATHEMATICS

GRADE AWARDED

## 2. Count the number of object and write it in small box.



## WORKSHEET - 3

### 1. Write the number name.

a. 9 = \_\_\_\_\_

b. 18 = \_\_\_\_\_

c. 7 = \_\_\_\_\_

d. 11 = \_\_\_\_\_

e. 20 = \_\_\_\_\_

f. 14 = \_\_\_\_\_

### 2. Count and write in number names.






Name \_\_\_\_\_  
Class /sec: I, Roll No. \_\_\_\_\_, Subject: MATHEMATICS

GRADE AWARDED

3. Count and write the numbers.



4. Write the numbers.

a. 2 TENS + 1 ONE = \_\_\_\_\_

b. 2 TENS + 7 ONES = \_\_\_\_\_

c. 2 TENS + 3 ONES = \_\_\_\_\_

d. 2 TENS + 10 ONES = \_\_\_\_\_

e. 2TENS + 5 ONES = \_\_\_\_\_