



Name _____

GRADE AWARDED

Class /sec: UKG

Roll No. _____ Subject: MATHEMATICS

WORKSHEET-1

#Sorting Fruits and Vegetables:

Draw lines to place each item in the proper basket.



Fruits



Vegetables



Name _____


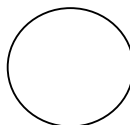
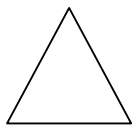
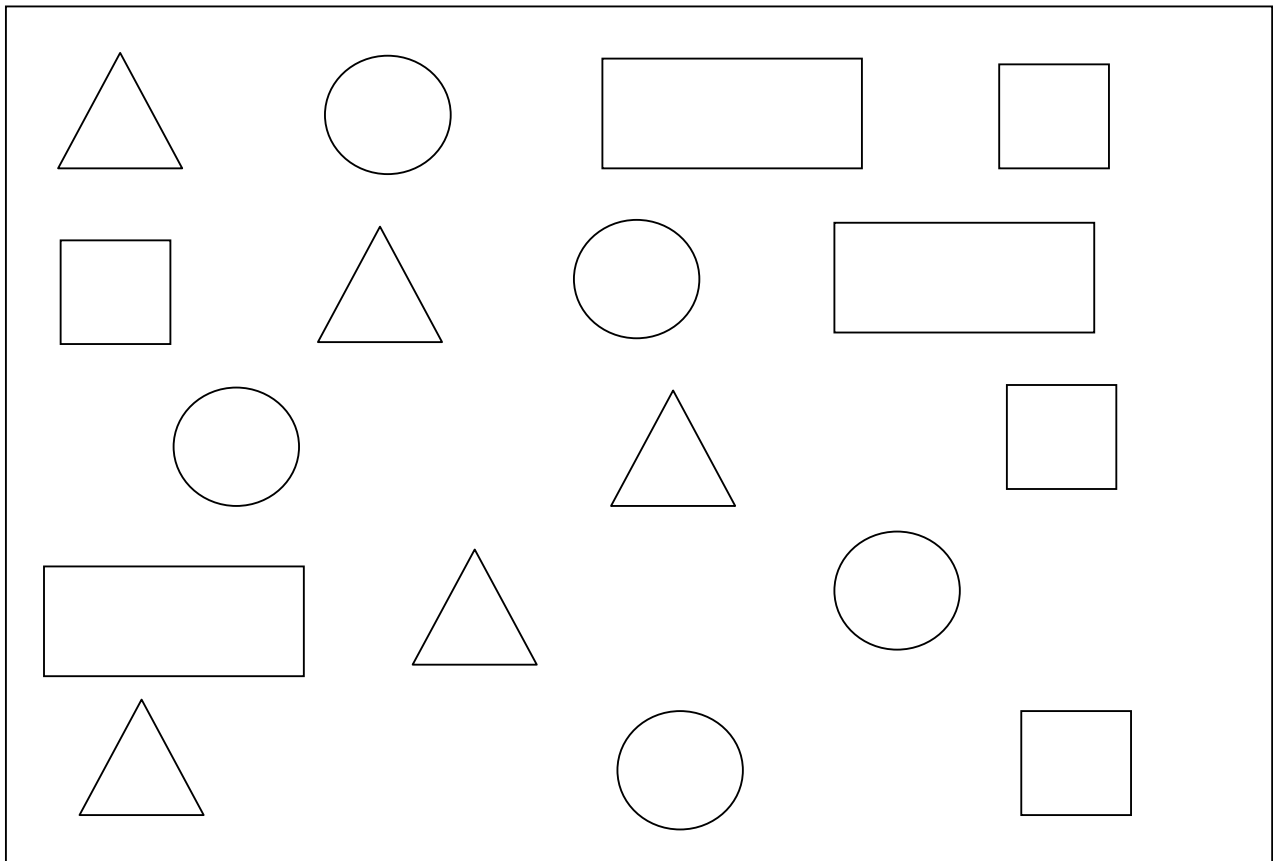
GRADE AWARDED

Class /sec: UKG

Roll No. _____ Subject: MATHEMATICS

WORKSHEET-2

Look at the shapes count it and write the numbers in the boxes.



1. Which shapes are more in numbers _____.

2. Which shapes are less in numbers _____.



Name _____

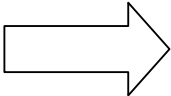
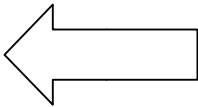
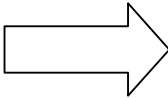
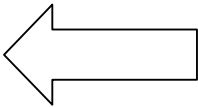












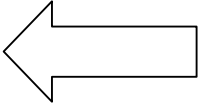
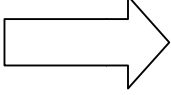
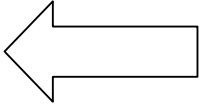
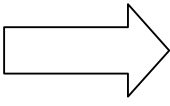
GRADE AWARDED

Class /sec: UKG

Roll No. _____ Subject: MATHEMATICS

WORKSHEET-3

Look at the first picture on each line. Encircle the picture that is pointing the same direction:



| | | | |
|---|---|--|---|
|  |  |  |  |
|  |  |  |  |
|  |  |  |  |
|  |  |  |  |
|  |  |  |  |




| | | |
|-----------------|-------------------------------------|---------------|
| Name _____ | | GRADE AWARDED |
| Class /sec: UKG | Roll No. _____ Subject: MATHEMATICS | |

WORKSHEET-4

#Left and Right



Colour the square on the left **Red.**



Colour the emoji on the right **Yellow.**